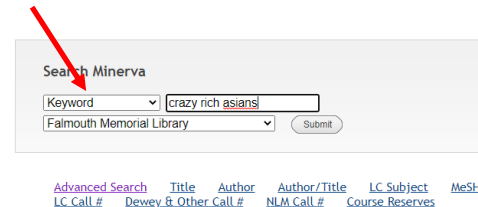


HOW TO RESERVE BOOKS USING MINERVA

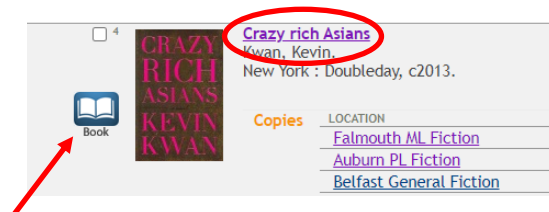
1. Go to <https://minerva.maine.edu/>



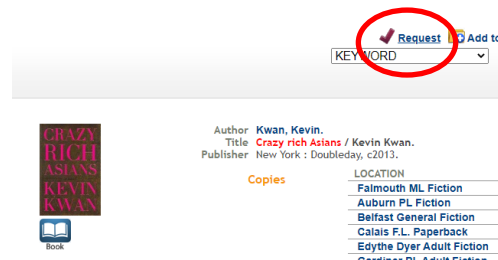
2. Search for the item you want. Use the dropdown menu to search by keyword, title, or author (last name, first name).



3. When you get your search results, click on the **title** of the item you're interested in. Pay attention to the format!



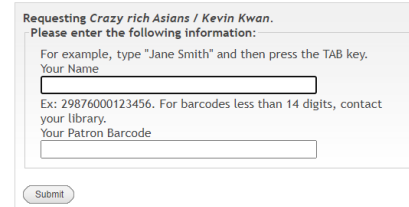
4. Once in the item's record, select "Request".



5. Enter your name and your library card number.

6. Click "Submit".

Request Verification



7. You'll receive an email or a phone call when your item is ready to be picked up at the library!

HOLD PICKUP NOTICE

You requested the material below and it is now being held for you at the library. Please contact your library within the next 7 days for available pickup options. Thank you.

If you are still having trouble, please give us a call at 207-781-2351 and we will be happy to assist you!